

























































Arrow of Light to Scouts BSA Transition

2024-2025 Cub Scout Badges of Rank Requirements

The Bobcat Adventure is designed to be the first required Adventure.
Each badge of rank is earned by completing six required and two elective Adventures.
The six required Adventures are focused on the aims and focus areas of the BSA.

 LION Kindergarten	 TIGER 1 st Grade	 WOLF 2 nd Grade	 BEAR 3 rd Grade	 WEBELOS 4 th Grade	 ARROW OF LIGHT 5 th Grade
 BOBCAT Character/Leadership  MOUNTAIN LION Outdoors  FUN ON THE RUN Personal Fitness  KING OF THE JUNGLE Citizenship  LION ROAR Personal Safety  LION'S PRIDE Family/Reverence	 BOBCAT Character/Leadership  TIGERS IN THE WILD Outdoors  TIGER BITES Personal Fitness  TEAM TIGER Citizenship  TIGER ROAR Personal Safety  TIGER CIRCLES Family/Reverence	 BOBCAT Character/Leadership  PAWS ON THE PATH Outdoors  RUNNING WITH THE PACK Personal Fitness  COUNCIL FIRE Citizenship  SAFETY IN NUMBERS Personal Safety  FOOTSTEPS Family/Reverence	 BOBCAT Character/Leadership  BEAR HABITAT Outdoors  BEAR STRONG Personal Fitness  PAWS FOR ACTION Citizenship  STANDING TALL Personal Safety  FELLOWSHIP Family/Reverence	 BOBCAT Character/Leadership  WEBELOS WALKABOUT Outdoors  STRONGER, FASTER, HIGHER Personal Fitness  MY COMMUNITY Citizenship  MY SAFETY Safety/First Aid  MY FAMILY Family/Reverence	 BOBCAT Character/Leadership  OUTDOOR ADVENTURER Outdoors  PERSONAL FITNESS Personal Fitness  CITIZENSHIP Citizenship  FIRST AID Safety/First Aid  DUTY TO GOD Family/Reverence
  2 Elective Adventures	  2 Elective Adventures	  2 Elective Adventures	  2 Elective Adventures	  2 Elective Adventures	  2 Elective Adventures

Badges of Rank and Adventures

Current Cub Scouts do not need to change their uniform.

Webelos and Arrow of Light use Adventure Colors for Adventure pins



Required Webelos
Adventures are
colored

All Webelos
Adventure Pins
are diamond




Elective Webelos
Adventures
are single color



Required Arrow of
Light Adventures are
colored

All Arrow of Light
Adventure Pins
are arrowheads



Elective Arrow of
Light Adventures
are single color



Webelos and Arrow of Light Uniform



4th Grade Webelos

Blue Cub Scout
Uniform

Webelos Hat

Webelos
Neckerchief

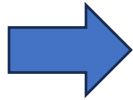


5th Grade Arrow of
Light

Scouts BSA Uniform
Tan Shirt
Green Bottoms


There will not be an
Arrow of Light Hat or
Neckerchief.

Webelos and Arrow of Light Uniform



Transitioning into a Scouts BSA Tan uniform is ultimately a decision made by the family.

- Transition as a 4th-grade Webelos after earning the Webelos Badge of Rank
OR
- Transition after completing the 4th grade
OR
- When the family has decided that they cross over into Scouts BSA and the blue Cub Scout uniform no longer fits.



Arrow of Light to Scouts BSA



Collaboration with National Scouts BSA Committee

The complete Arrow of Light badge or rank is designed to prepare for Scouts BSA not just one Adventure.

Designed to have Arrow of Light Cub Scouts joining a Scouts BSA Troop by January/February.

Arrow of Light Required Adventures



Bobcat

Character & Leadership



Outdoor Adventurer

Outdoor



Personal Fitness

Personal Fitness



Citizenship

Citizenship



First Aid

Safety



Duty to God

Family and Reverence

Arrow of Light Required Adventures



Bobcat

Character & Leadership

1. Learn about the patrol method and discuss the benefits.
2. Choose a Patrol name and elect a patrol leader.
3. Make a patrol flag that includes everyone's name.
4. Recite the Scout Oath and Scout Law with your patrol.
5. With your patrol develop a Code of Conduct.
6. Demonstrate the Scouts BSA sign, salute, and handshake. Show how each is used.
7. With your patrol or with your parent/legal guardian visit a Scouts BSA Troop.
8. At home, with your parent or legal guardian do the activities in the booklet "How to Protect Your Children from Child Abuse: A Parent's Guide."

Arrow of Light Required Adventures



Outdoor Adventurer

Outdoor

1. Learn about the Scout Basic Essentials.
2. Determine what you will bring on an overnight campout including a tent, sleeping bag/gear and how you will carry your gear.
3. Review the 4 points of the BSA SAFE Checklist and how you will apply them. on the campout.
4. Locate the campsite where you will be camping on a map.
5. With your patrol or a Scouts BSA troop, participate in a campout.
6. Upon arrival at the campout determine where to set up your campsite; kitchen, eating area, tents, and firepit. Help the patrol set up the patrol gear before setting up your own tent.
7. Explain how to keep food safe and the kitchen area sanitary at the campsite. Demonstrate your knowledge during the campout.
8. After your campout, discuss with your patrol what went well and what you would do differently next time. Include how you followed the Outdoor Code and Leave Not Trace Principles for Kids.

Arrow of Light Required Adventures



Personal Fitness

Personal Fitness

1. Plan a balanced meal that you would eat when camping. Prepare that meal using the gear you would use on a campout.
2. Examine what it is to be physically fit and how you incorporate this in your life. Track the number of times you are active for 30 minutes or longer over a 14-day period. Share with your patrol or family what you enjoyed and if you feel you are living up to the Scout Oath of being physically fit.
3. Be active for 30 minutes with your patrol, a younger den, or at least 1 other person, that includes both stretching and moving.
4. Review your BSA Annual Health and Medical record with your parent or guardian. Discuss your ability to participate in pack and den activities.

Arrow of Light Required Adventures



Citizenship
Citizenship

1. Identify a community service project that your patrol or pack could accomplish. Use the BSA SAFE Checklist and **develop a plan to conduct the service project safely.**
2. **Participate in a service project for a minimum of 2 hours** or multiple service projects for a total of 2 hours.

Arrow of Light Required Adventures



First Aid
Safety

1. With permission from your parent or legal guardian, watch the Protect Yourself Rules video for the Arrow of Light rank.
2. Explain what you should do if you encounter someone in need of first aid.
3. Demonstrate what to do for hurry cases of first aid: serious bleeding, heart attack or sudden cardiac arrest, stopped breathing, stroke, poisoning.
4. Demonstrate how to help a choking victim.
5. Demonstrate how to treat shock.
6. Demonstrate how to treat the following: cuts and scratches, burns and scalds, bites and stings of insects and animals, and nosebleed.
7. Make a personal first aid kit. Demonstrate the proper use of each item.

Arrow of Light Required Adventures



Duty to God

Family and Reverence


1. Discuss with your parent or legal guardian about your family's faith traditions or one of your choosing. Choose a view value of that faith tradition that is related to the Scout Law. Discuss with your family how each family member demonstrates this value.
2. Meet with a representative of a faith-based organization in your local community that provides a service that assists people in crisis regardless of their faith. Identify who they help and how.
3. Discuss with our parent, legal guardian, or adult leader what "Duty to God" means to you. Tell how you practice your Duty to God in your daily life.

Scout Badge of Rank

- 1a. Repeat from memory the Scout Oath, Scout Law, Scout motto, and Scout slogan. In your own words, explain their meaning.
- 1b. Explain what Scout spirit is. Describe some ways you have shown Scout spirit by practicing the Scout Oath, Scout Law, Scout motto, and Scout slogan.
- 1c. Demonstrate the Scout sign, salute, and handshake. Explain when they should be used.
- 1d. Describe the First Class Scout badge and tell what each part stands for. Explain the significance of the First Class Scout badge.
- 1e. Repeat from memory the Outdoor Code. In your own words, explain what the Outdoor Code means to you.
- 1f. Repeat from memory the Pledge of Allegiance. In your own words, explain its meaning.
2. After attending at least one Scout troop meeting, do the following:
 - 2a. Describe how the Scouts in the troop provide its leadership.
 - 2b. Describe the four steps of Scout advancement.
 - 2c. Describe what the Scouts BSA ranks are and how they are earned.
 - 2d. Describe what merit badges are and how they are earned.
- 3a. Explain the patrol method. Describe the types of patrols that are used in your troop.
- 3b. Become familiar with your patrol name, emblem, flag, and yell. Explain how these items create patrol spirit.
- 4a. Show how to tie a square knot, two half-hitches, and a taut-line hitch. Explain how each knot is used.
- 4b. Show the proper care of a rope by learning how to whip and fuse the ends of different kinds of rope.
5. Tell what you need to know about pocketknife safety.
6. With your parent or guardian, complete the exercises in the pamphlet How to Protect Your Children From Child Abuse: A Parent's Guide
7. Since joining the troop and while working on the Scout rank, participate in a Scoutmaster conference.

Arrow of Light and Scout Badge of Rank

Scout Oath Scout Law Scout Motto Scout Slogan	Patrol Method Youth Leadership Troop Meeting	First Aid	Outdoor Skills	Knife Safety	Personal Safety
Bobcat	Bobcat	First Aid	Outdoor Adventurer	Knife Safety Elective Adventure	First Aid
Requirements 1a. 1b. and 1c.	Requirements 2a. 3a. and 3b.	Introduced at Tenderfoot Badge of Rank	Introduced at Tenderfoot Badge of Rank	Requirement 5	Requirement 6

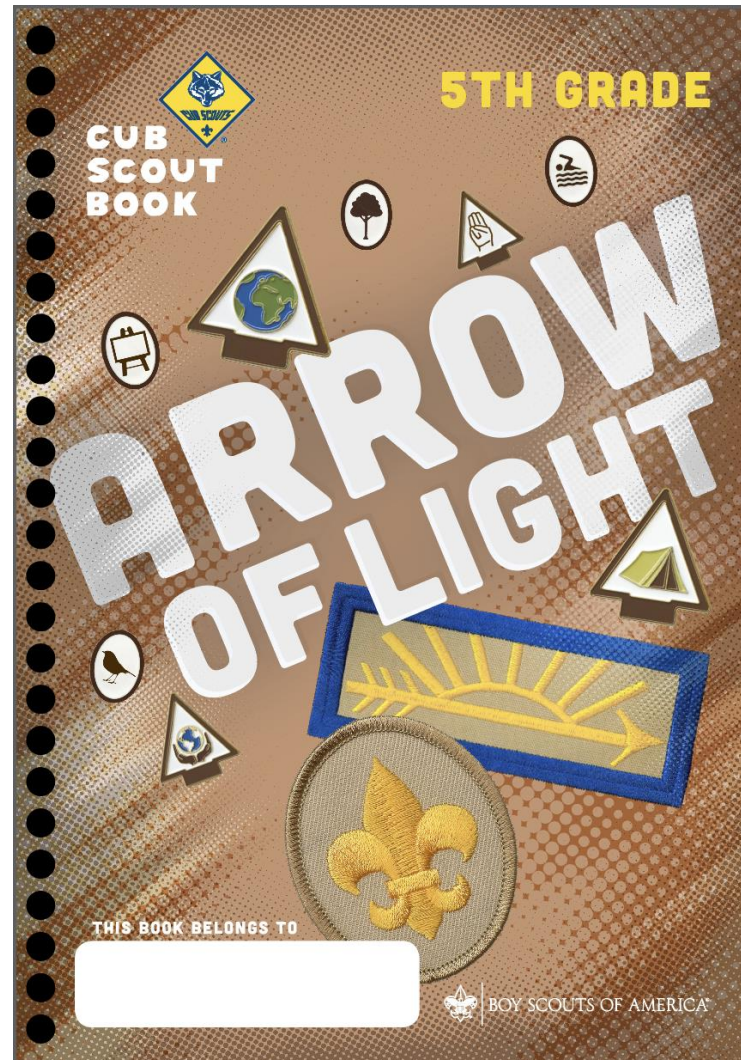



Arrow of Light
5th Grade



Scout
Scouts BSA

Webelos and Arrow of Light



Arrow of Light Handbook

Arrow of Light Required and
Elective Adventures

Content from Scouts BSA
Handbook on the Scout Badge
of Rank requirements.

Requirements for Scout Badge
of Rank May Not Be Worked
On Until the Cub Scout Is In A
Scouts BSA Troop.