

ARTICLE

Received 18 Jan 2016 | Accepted 19 Apr 2016 | Published 31 May 2016

DOI: 10.1038/ncomms11684

OPEN

An asteroidal origin for water in the Moon

Jessica J. Barnes¹, David A. Kring², Romain Tartèse^{1,3}, Ian A. Franchi¹, Mahesh Anand^{1,4} & Sara S. Russell⁴

The Apollo-derived tenet of an anhydrous Moon has been contested following measurement of water in several lunar samples that require water to be present in the lunar interior. However, significant uncertainties exist regarding the flux, sources and timing of water delivery to the Moon. Here we address those fundamental issues by constraining the mass of water accreted to the Moon and modelling the relative proportions of asteroidal and cometary sources for water that are consistent with measured isotopic compositions of lunar samples. We determine that a combination of carbonaceous chondrite-type materials were responsible for the majority of water (and nitrogen) delivered to the Earth-Moon system. Crucially, we conclude that comets containing water enriched in deuterium contributed significantly <20% of the water in the Moon. Therefore, our work places important constraints on the types of objects impacting the Moon ~4.5–4.3 billion years ago and on the origin of water in the inner Solar System.

¹Department of Physical Sciences, The Open University, Walton Hall, Milton Keynes MK7 6AA, UK. ²Lunar and Planetary Institute, 3600 Bay Area Boulevard, Houston, Texas 77058, USA. ³Institut de Minéralogie, de Physique des Matériaux et de Cosmochimie (IMPMC), Muséum National d'Histoire Naturelle, Sorbonne Universités, CNRS, UMPIC & IRD, Paris 75005, France. ⁴Earth Sciences Department, Natural History Museum, Cromwell Road, London SW7 5BD, UK. Correspondence and requests for materials should be addressed to J.J.B. (email: jessica.barnes@open.ac.uk).

Lunar sample studies have focused on the measurement of H (reported as equivalent amounts of OH or H₂O) in lunar volcanic glass beads^{1–3}, melt inclusions^{1,2,4} and apatite in lunar basalts and highlands samples^{5–8}. From this compilation of work the bulk silicate Moon (BSM) is estimated to contain between ~10 and 300 p.p.m. H₂O^{4,9,10}. A few of these studies reported the identification of a primordial H-isotopic signature^{2,7,8}, corresponding to Earth-like δD values between ~–200 and ~+180‰ (where $\delta D = [(D/H)_{\text{sample}} / (D/H)_{\text{SMOW}} - 1] \times 1,000$; SMOW: standard mean ocean water). Therefore, the similar nature of water (the term water is hereafter used to refer to H₂O equivalent) in the Earth and Moon suggests that water locked up inside of the Moon was either inherited directly from the proto-Earth or delivered to the Earth–Moon system shortly after the formation of the Moon (Fig. 1) through impacting carbonaceous chondrite (CC)-type asteroids, since bulk D/H ratios for most CC-types¹¹ are consistent with those of terrestrial^{12,13} and lunar water (Fig. 2).

Models for the differentiation of the Moon invoke the presence of a lunar magma ocean (LMO) and place the lifetime of this LMO to between ~10 and 200 Ma after the Moon-forming event (as reviewed by Elkins-Tanton *et al.*¹⁴), which necessitates that volatile accretion occurred relatively early in the Moon's geological history (Fig. 1). The final dregs of the LMO, enriched in incompatible elements such as potassium (K), rare-earth-elements (REEs) and phosphorous (P)—collectively termed urKREEP—should have contained the vast majority of the lunar water, as OH would have been incompatible in the crystallizing mantle cumulates and the crust¹⁰. Lunar samples with a significant KREEP component, such as Mg-suite rocks and KREEP basalts^{7,8}, are characterized by H-isotopic compositions that are similar to those estimated for the mantle source regions of picritic glasses and mare basalts^{2,3,6}, suggesting that the crystallization of the LMO did not result in significant fractionation of the H isotopes of water. To retain volatiles in the LMO, a conductive lid is required, to have prevented significant loss of water via degassing of H-bearing species, and is consistent with the formation of an early anorthosite crust a few kilometres thick in the first few thousand years of the Moon's history¹⁴. It is likely that the lunar crust then grew by continuous underplating of more anorthositic materials over a period of between ~10 and ~200 million years until the LMO completely solidified, leading to the mantle cumulate overturn (see review by Elkins-Tanton *et al.*¹⁴). This time period between lunar accretion and the overturn of mantle cumulates permits any water (and other

volatiles) accreted to the LMO to be incorporated into the mantle source regions of mare basalts and picritic glasses (> ~100 km deep¹⁵), and the urKREEP liquid provided that impactors were able to breach the lunar crust. Crystallization of an insulating crust likely started only after ~80% LMO crystallization¹⁴. During its initial growth the crust was likely hot and tenuous and perhaps even re-melted if tidal heating played an important role¹⁴, meaning not only that impactors could have reached the LMO melt pool but also that many early impact structures could have been erased during crustal underplating and modification. Therefore, volatile delivery through the earliest lunar crust into the LMO could have balanced out any potential loss of volatiles (accreted or indigenous) by degassing (before 80% solidification).

Studies that have modelled the flux of impactors to the Moon posit that it was likely that the time period between lunar accretion and differentiation received relatively fewer impact events than during the late heavy bombardment (LHB) (for example, Morbidelli *et al.*¹⁶), but importantly this was not a quiescent time. Indeed, there are ~12 preserved Pre-Nectarian lunar basins that have excavations depths around or greater than 34–45 km (ref. 17), which corresponds to the current estimates for lunar crustal thickness based on observations by the GRAIL spacecraft¹⁸. This demonstrates that large impacts occurred early in the Moon's history (albeit infrequently compared with the LHB epoch¹⁹). In summary, the time interval for water delivery to the LMO, hereafter referred to as the late accretion window 'LAW', is conceptually restricted to between time zero (Moon formation) and up to ~200 Ma thereafter. Importantly, the bulk of lunar water was delivered during LAW, which is distinct from a much younger basin-forming epoch on the Moon that is commonly referred to as the LHB, lunar cataclysm, or inner Solar System cataclysm^{16,20–22}.

It has been suggested that water could have been accreted together with the Moon-forming material in the so-called 'cold start'⁹. Whilst it is plausible that some water may have been retained since the Moon's formation²³, it is highly unlikely that all of BSM water (up to 300 p.p.m. H₂O) was accreted in this manner and survived LMO processing. Therefore, we envisage two scenarios that can account for the bulk water inventory of the Moon, the first that water was accreted solely during the LAW and no water was inherited from the Moon-forming material (scenario 1), and the second that a portion (we consider up to 25%) of the BSM water was accreted with Moon-forming materials and was then supplemented by water delivery during the LAW (scenario 2).

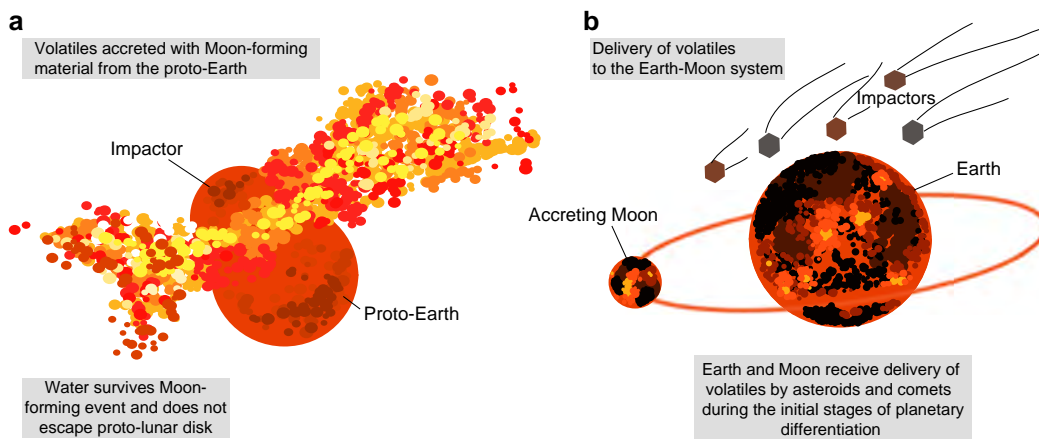


Figure 1 | Cartoon showing the possible time windows and scenarios for the accretion of volatiles to the lunar interior. Volatiles were accreted to the Moon during its formation (a) and/or continuously delivered by impacting bodies during the ca. 10–200 million years of crystallization of the lunar magma ocean (b). This graphic is not to scale.

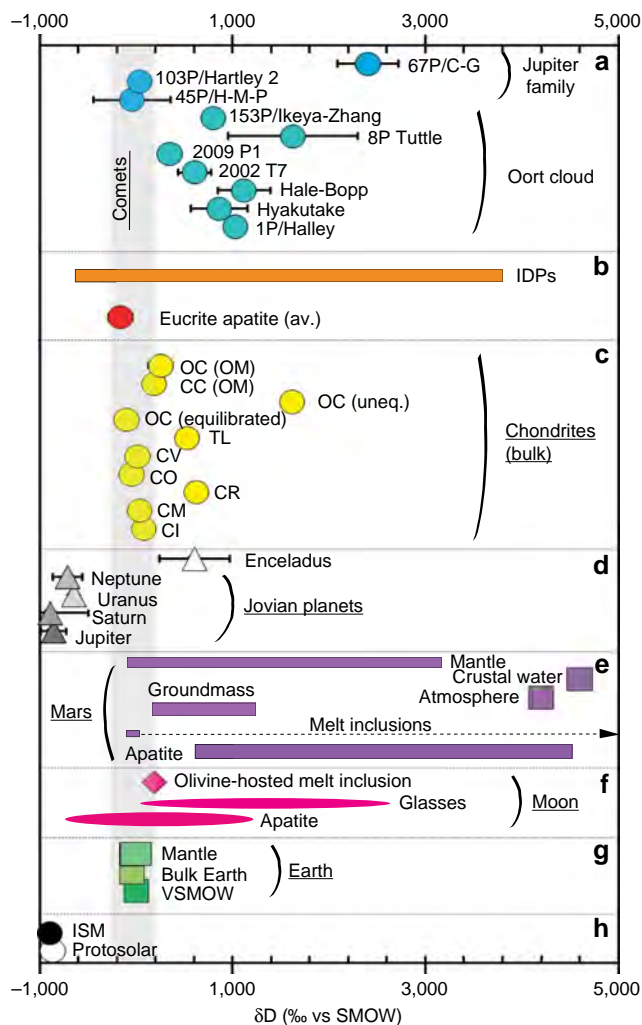


Figure 2 | Hydrogen isotope signatures for different objects in the Solar System. The grey bar indicates the range of δD values predicted for the lunar interior based on the previous studies of water and its H-isotopic composition in lunar samples^{2,3,6-8}. **(a)** The H-isotopic compositions of comets, where the data for comets 1P/Halley⁶⁰, Hyakutake⁶¹, Hale-Bopp⁶², C/2002 T7 (ref. 63), C/2009 P1 (ref. 64), 8P/Tuttle⁶⁵, and 153P/Ikeya-Zhang⁶⁶, 45P/Honda-Mrkos-Pajdusakova⁵⁷, 103P/Hartley 2 (ref. 56) and 67P/Churyumov-Gerasimenko⁵⁸. **(b)** The average H-isotopic composition of apatite grains from eucrites⁴⁷, and the range in values for interplanetary dust particles (IDPs)^{67,68}. **(c)** The bulk H-isotope data for bulk Tagish Lake (TL) and other carbonaceous and ordinary chondrites (CC and OC, respectively)^{11,55}, carbonaceous and ordinary chondrite hydroxyl and organic matter⁵⁴. **(d)** Hydrogen isotope data for Enceladus⁶⁹ and the jovian planets⁷⁰⁻⁷². **(e)** The H-isotope compositions of martian apatite⁷³⁻⁷⁵, martian melt inclusions^{46,74}, martian meteorite groundmass⁴⁶, martian atmosphere⁷⁶ and martian crust and mantle^{46,73-75}. **(f)** Data for lunar apatite^{5-8,33,41,77}, lunar picritic glasses^{2,3} and lunar olivine-hosted melt-inclusions in picritic glass beads². **(g)** The range in H-isotopic compositions of H₂O on Earth^{12,13,78}. **(h)** The H-isotopic composition of Proto-solar and interstellar medium⁴². For carbonaceous chondrites, CI-, CM-, CV-, CO- and CR- refer to the different groups, named according to one prominent meteorite of the group, respectively Ivuna, Mighei, Vigorano, Ornans and Renazzo. OC stands for ordinary chondrites. Error bars indicate measured analytical uncertainties, please see original references for more information (Enceladus, Jovian planets, and comets error bars, 1 s.d., and Eucrite data, 2 s.d.).

In this study we utilize estimates of the water content of the BSM^{4,9,10} and its H-isotopic composition^{2,3,6-8} together with the current database for the bulk water contents of chondritic meteorites (Table 1, see Methods section), to determine the amount of water added to the early Moon by impacting objects. We consider a range of possible accretion scenarios during LAW to investigate the implications for the mass of water accreted and populations of accreting objects. This is constrained by the estimates for the proportion of lunar mass that was likely added post-lunar core-formation from studies of highly siderophile elements (HSEs) in lunar basalts (up to 0.02% lunar mass^{24,25}) and highly volatile elements in mare basalts and picritic glasses (up to 0.4% lunar mass^{4,9}). Our results indicate that carbonaceous chondrite types of impactors were the most important contributors of water to the lunar interior and that comets (with heavy water, Fig. 2) played a very small role.

Results

Mass of asteroidal materials added during the LAW. Based on the BSM water estimates of McCubbin *et al.*¹⁰ (~ 10 – 100 p.p.m. H₂O), and Chen *et al.*⁴ and Hauri *et al.*⁹ (~ 100 – 300 p.p.m. H₂O), we have calculated the amount of material supplied by chondritic impactors to accrete ~ 10 , 100 and 300 p.p.m. bulk H₂O for LMO depths of 400 and $1,000$ km (to match the various LMO depths estimated in previous studies^{3,14,26,27}), and have recast these estimates into the context of how much lunar mass each would represent (Table 2 and Fig. 3). The types of carbonaceous chondrites are defined in the caption accompanying Fig. 2.

In scenario 1, for example, between 3.94×10^{16} kg (~ 1 p.p.m. H₂O) and 2.05×10^{18} kg H₂O (~ 52 p.p.m. H₂O) could have been accreted by CI-type CCs into a 400 -km-deep LMO to remain below the addition threshold of $<0.02\%$ lunar mass (Table 1). In fact, using this $<0.02\%$ lunar mass threshold prohibits the addition of 300 p.p.m. H₂O by asteroids alone (Table 2). On the other hand, the accretion of up to 0.4% lunar mass in some cases, allows for the addition of H₂O in amounts greater than the high-end of BSM H₂O estimates (Table 2).

Importantly, because equilibrated ordinary (OC) and enstatite chondrites (EC) contain very little water (Table 1) the mass of such types of chondritic material added to accrete even 10 p.p.m. H₂O greatly exceeds the mass constraints imposed by HSE and highly volatile element abundances (Table 2). As a consequence, although ECs are considered an ideal geochemical match for the BSM and the bulk silicate Earth, and Os isotope signatures may suggest a large contribution of OC- and EC-type objects in materials accreted to the Earth–Moon system during late accretion^{28,29}, it is clear that these types of objects are unlikely to have contributed significant amounts of H₂O to the lunar interior. The accretion during the LAW of CC material is consistent with the impact of CC-type asteroids during the LHB²⁰. HSE data have been interpreted to mean that EC and OC impactors also played an important role during the LHB^{30,31}, which may reflect a change in impactor populations over the first ~ 500 million years of the Moon's evolution and, thus, dynamical mixing of material in the Solar System. The same data have also been interpreted, however, to represent a mixture of OC and CC impactors together with differentiated iron impactors²⁹⁻³², in which case CC asteroids remained an important source of impactors.

Assessing the contribution of cometary water during LAW.

The first scenario in this study assumes that the Moon accreted completely dry or that any primordial water was completely lost very early in the Moon's history, and that late-accretion delivered all of the water in the BSM. Considering a BSM of 100 p.p.m. H₂O (the most recent BSM water estimates overlapping at this

Table 1 | Data used in mass balance calculations and mixing models.

Chondrite type	Bulk $\delta D(\text{‰})$	s.d.(‰)	Bulk H ₂ O(wt.%)	s.d.(wt%)	Bulk $\delta^{15}\text{N}(\text{‰})$	s.d.(‰)	Bulk N content(wt%)	s.d.(wt%)
CI	80	7	14.05	0.10	47	11	0.31	0.19
CM	30	62	11.57	0.17	32	12	0.11	0.02
CO*	-50	4	4.91	0.09	-9	13	0.05	0.04
CV*	14	8	2.03	0.02	-6	18	0.03	0.02
CR	630	24	4.87	1.44	150	44	0.14	0.07
OC uneq*	1,616	19	1.11	—	—	—	—	—
OC eq	-120	73	0.06	0.07	—	—	—	—
EC	-130	—	<0.05	—	—	—	—	—

CC, carbonaceous chondrite; EC, enstatite chondrites; OC, ordinary chondrites.

Data for bulk H₂O and bulk H-isotopic compositions of CC and unequilibrated OC meteorites (weighted averages from ref. 11), equilibrated OCs and ECs from ref. 55, and average bulk N and bulk N-isotopic composition^{53,59} of chondritic materials. s.d. is the standard deviation of literature data for given chondrite types.

*Single data points from Alexander *et al.*¹¹ uncertainties represent analytical errors.

Table 2 | Results of mass balance calculations for the late addition of water to the Moon assuming either a 400- or 1,000-km-deep LMO.

Chondrite type	10 p.p.m. H ₂ O BSM (CC, kg)	%LM added	100 p.p.m. H ₂ O BSM (CC, kg)	%LM added	300 p.p.m. H ₂ O BSM (CC, kg)	%LM added	Max. H ₂ O for 0.02% LM (p.p.m.)	Max. H ₂ O for 0.4% LM (p.p.m.)
400-km-deep LMO								
CI	2.8E+18	<0.01	2.8E+19	0.04	8.4E+19	0.12	52	1,030*
CM	3.4E+18	<0.01	3.4E+19	0.05	1.0E+20	0.14	42	850*
CO	8.0E+18	0.01	8.0E+19	0.11	2.4E+20	0.33	18	360*
CV	1.9E+19	0.03	2.0E+20	0.27	5.8E+20	0.81	7	150
CR	8.1E+18	0.01	8.1E+19	0.11	2.4E+20	0.34	18	358*
EC	7.9E+20	1.09	7.9E+21	10.88	2.4E+22	32.63	<1	<4
OC uneq.	3.6E+19	0.05	3.6E+20	0.49	1.1E+21	1.47	4	81
OC eq.	6.6E+20	0.91	6.6E+21	9.11	2.0E+22	27.32	<1	<5
1,000-km-deep LMO								
CI	4.8E+18	0.01	4.8E+19	0.07	1.4E+20	0.20	30	608*
CM	5.8E+18	0.01	5.8E+19	0.08	1.7E+20	0.24	25	500*
CO	1.4E+19	0.02	1.4E+20	0.19	4.1E+20	0.56	10	213
CV	3.3E+19	0.05	3.3E+20	0.46	9.9E+20	1.37	4	87
CR	1.4E+19	0.02	1.4E+20	0.19	4.1E+20	0.57	10	211
EC	1.3E+21	1.85	1.3E+22	18.47	4.0E+22	55.41	<1	<3
OC uneq.	6.0E+19	0.08	6.1E+20	0.83	1.8E+21	2.50	<3	48
OC eq.	1.1E+21	1.55	1.1E+22	15.46	3.4E+22	46.39	<1	<3

CC, carbonaceous chondrite; EC, enstatite chondrites; HSE, highly siderophile element; HVE, highly volatile element; LMO, lunar magma ocean; OC, ordinary chondrites.

Mass of chondritic material, and corresponding percentage (%) of lunar mass (LM), required for the addition of 10, 100, and 300 p.p.m. H₂O in 400- and 1,000km-deep LMO during the late accretion window (LAW) for different types of carbonaceous, enstatite and ordinary chondrites. Also included is the maximum amount of water that would be added to the Moon for accretion of 0.02% lunar mass (adhering to HSE abundance constraints^{24,25}) and for up to 0.4% lunar mass (adhering to the upper limit defined by HVEs^{4,9}) assuming scenario 1.

*Indicates cases where accretion of chondritic material results in H₂O abundances higher than BSM H₂O estimates.

abundance^{4,9,10}) and a LMO depth of 400 km (see Methods section), a simple two-component mixing model (equation 1) permits a number of combinations for the mixing of water from bulk CCs (CI, CO, CV, CM type) and deuterium-depleted Kuiper belt (DDK) comets that all result in bulk BSM water δD values between ~ -50 and $\sim +80\text{‰}$ (Fig. 4), consistent with existing isotopic limits^{2,3,6-8} (see Methods).

$$D_R = \frac{((\text{H}_2\text{O}_i \times f \text{H}_2\text{O}_A) \times D_A) + ((\text{H}_2\text{O}_i \times f \text{H}_2\text{O}_B) \times D_B)}{\text{H}_2\text{O}_i} \quad (1)$$

Where; D_R is the resultant D/H ratio, H_2O_i refers to the total mass of water added (kg), $f\text{H}_2\text{O}$ is the proportion (fraction of total) of water accreted by a given type of impactor denoted with an A or B, characterized by D/H ratios D_A or D_B , respectively. The resultant isotopic ratios were subsequently converted into delta notation to ease comparisons.

However, because cometary water, excluding comets 103P and 45P, has significantly elevated δD values compared with chondrites (see Methods section), the amount of cometary water that can be added to the lunar interior is far more restricted. In

such cases, $\sim 2\%$ H₂O from Oort cloud comets can be mixed with 98% H₂O derived from CI-chondrites, or $\sim 1\%$ H₂O is allowed from D-enriched Kuiper belt (DEK) comets (Table 3). Mixing of cometary water with predominantly CV-, CM- or CO-type CCs, respectively, also result in minor cometary contributions of $\sim 6\%$ for DEK comets and $\sim 15\%$ from Oort cloud-like objects (Fig. 4 and Table 3).

In scenario 2, we consider that the Moon accreted with between 1 and 25% of BSM H₂O, with an initial δD value of -200‰ (refs 2,3,6-8), and reached a final BSM water content of 100 p.p.m. H₂O (in agreement with the constraints imposed by modelling of Elkins-Tanton and Grove²⁶) (equation (2)). Note that the lower the initial δD value is, the higher the maximum possible amount of H₂O added from a cometary source.

$$D_R = \frac{(\text{H}_2\text{O}_i \times D_i) + ((\text{H}_2\text{O}_{LA} \times f \text{H}_2\text{O}_A) \times D_A) + ((\text{H}_2\text{O}_{LB} \times f \text{H}_2\text{O}_B) \times D_B)}{\text{H}_2\text{O}_i} \quad (2)$$

Where; H_2O_i refers to the initial mass of water present in the LMO (kg), which varied between 1% and 25% of the total amount

of water (H_2O_i), D_i refers to the initial H-isotopic composition of the water in the LMO, H_2O_{LA} refers to the mass of water added during LAW (kg), fH_2O is the proportion (fraction of amount added during LAW) of water accreted by a given type of impactor denoted with A or B, respectively, and all other parameters are the same as in equation (1).

Mixing of water from CI-type CCs with water from CO, CM, CV-type CCs and DDK comets in different proportions can yield final δD values $< +100\%$ (Table 3), satisfying isotopic constraints^{2,3,6-8}. If deuterium-enriched comets were involved in the addition of water during LAW then up to $\sim 14\%$ H_2O could have originated from Oort cloud-type comets and $\sim 5\%$ H_2O from DEK comets if the remaining water is assumed to come from CI-type chondrites (Fig. 5a), proportions that increase to ~ 7 and $\sim 19\%$ H_2O originating from DEK and Oort cloud comets, respectively, if the remaining water came from CM-type chondrites (Fig. 5b and Table 3). Significantly, in the case where CO-type CCs dominated the impactor population (Fig. 5c) up to $\sim 27\%$ H_2O could have been contributed by Oort cloud-like comets and up to $\sim 10\%$ H_2O from DEK comets (Table 3). In addition, we considered that the LMO underwent some degassing^{26,33} before prior to late addition (see Methods section) and found that the results limit the amount of initial water present before late addition (assuming degassed H-isotopic

composition of $\sim +800\%$ (ref. 8)), which further restricts the amount of water contributed by D-rich comets (Table 4).

Discussion

To a first order, a dominantly asteroidal source of water accreted during the LAW is similar to the dominant source inferred for the subsequent basin-forming epoch of the Moon, based on geochemical^{22,34} and mineralogical²⁰ markers, implying that asteroids and not comets dominated the impactor population hitting the Moon during its first 500 million years of geological history³⁵. Although the source of objects delivered to the Earth–Moon system may have largely remained the same, the dynamical delivery could have been much different, as the basin-forming epoch appears to have been characterized by asteroids with higher impact velocities compared with those during the early accretional epoch (LAW) (Bottke *et al.*¹⁹ and references therein). We note that the accretion of CC-type material during

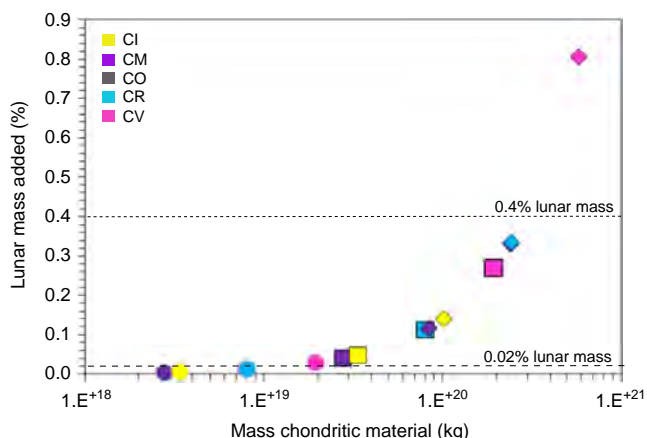


Figure 3 | Mass of chondritic material added during late accretion compatible with BSM water estimates. This figure shows the mass of the different types of chondritic material accreted (kg) to the Moon to add 10 (circles), 100 (squares) and 300 p.p.m. H_2O (diamonds), respectively, to a 400-km-deep LMO, and the corresponding amount in terms of lunar mass. The mass constraints imposed by HSE (0.02% lunar mass added) and highly volatile element abundances (up to 0.4% lunar mass added) are indicated by the dashed lines. Where: CI-type carbonaceous chondrites (CCs) are Ivuna-like, CO are Ornans-like, CV are Vigorano-like, CM are Mighei-like and CR are Renazzo-like, respectively.

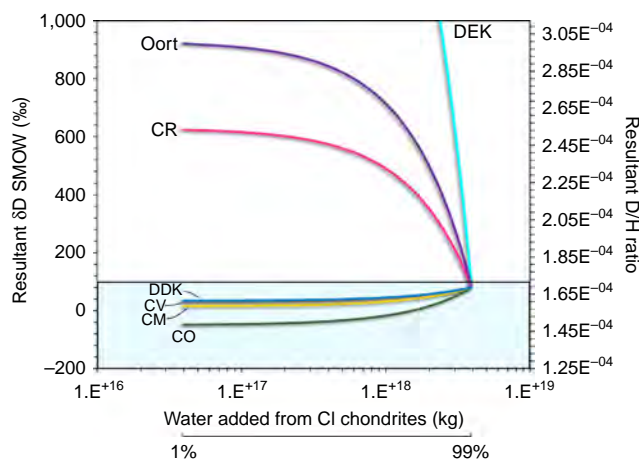


Figure 4 | An example of a two-component mixing model for scenario 1 considering that CI type CCs were dominant during the LAW. This model assumes 100 p.p.m. H_2O in BSM, equivalent to 3.94×10^{18} kg of H_2O for a 400-km-deep LMO. The plot shows the resultant δD value and D/H ratios of the water mixture versus the amount of water (kg) supplied by CI-type carbonaceous chondrites as an example (results in Table 3). The bar underneath the x-axis shows how the mass of water is related to % of water mixed. Only final H-isotopic compositions below $+100\%$ (denoted by the blue box) are acceptable within the constraints of the model (see Methods). Where: CI-type carbonaceous chondrites (CCs) are Ivuna-like, CV are Vigorano-like CO are Ornans-like, CM are Mighei-like and CR are Renazzo-like, respectively. Note that it only takes a couple of per cent contribution of water from Oort or DEK comets to produce H-isotope compositions outside of the model limits. DDK, deuterium-depleted Kuiper belt comets; DEK, deuterium-enriched Kuiper belt comets; Oort, average H-isotopic composition of Oort cloud comets.

Table 3 | Results from mixing models of scenario 1 and 2.

Major CC type	Scenario 1		Scenario 2			
	% H_2O from DEK comets	% H_2O from Oort-like comets	Max. % H_2O from DEK comets LL initial	Max. % H_2O from DEK comets UL initial	Max. % H_2O from Oort-like comets LL initial	Max. % H_2O from Oort-like comets UL initial
CI	<1	2	1	5	3	14
CM	3	8	3	7	8	19
CO	6	15	6	10	16	27
CV	<4	9	4	8	10	20

Max., maximum; LL initial, lower limit (1% BSM H_2O) of H_2O initially in lunar magma ocean; UL initial, upper limit (25% BSM H_2O) of H_2O initially in the lunar magma ocean. Showing the maximum proportions (%) of water permitted from deuterium-enriched Kuiper belt (DEK) and Oort cloud comets assuming the rest of lunar water was delivered by CC-type asteroids.

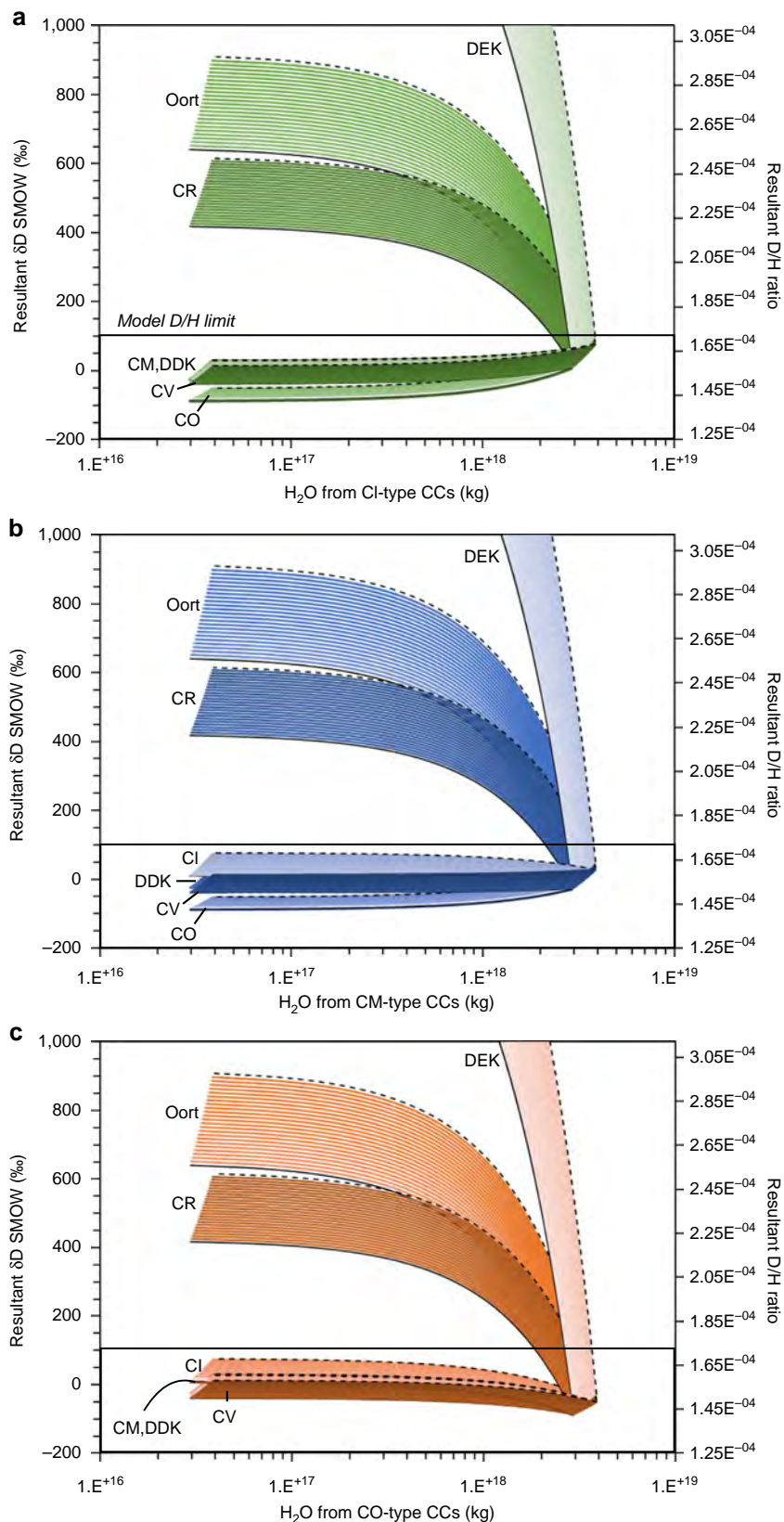


Figure 5 | Two-component mixing models for scenario 2 considering that CI or CM or CO-type CCs dominated the impactor population during the LAW. The resultant δD value of each water mixture (‰) versus the amount of water (kg) supplied by (a) CI-, (b) CM- and (c) CO-type carbonaceous chondrites. Table 3 also gives results from mixes with CV-type CCs. This model assumes that the LMO initially contained between 1% (dashed black lines) and 25% (solid black lines) of the BSM water (100 p.p.m. H_2O) with a δD value of -200‰ . Only final H-isotopic compositions $< +100\text{‰}$ are acceptable within the model constraints (denoted by the black boxes). Where: CI-type carbonaceous chondrites (CCs) are Ivuna-like, CO are Ornans-like, CV are Vigorano-like, CM are Mighei-like and CR are Renazzo-like, respectively.

the LAW, that is required to account for the lunar H-isotope and water abundances in the lunar interior, is distinct from a late veneer dominated by EC- and OC-type objects that has been inferred from Os isotope studies of terrestrial rocks^{28,29}. This dichotomy could imply that either the largest impactors that preferentially impacted the Earth due to stochastic accretion¹⁹ were OC- and EC-type objects, while the population of smaller impactors included abundant CC objects that preferentially impacted the Moon, or that while the accreting objects had OC- and EC-type Os isotope signatures, they had CC-type water abundances and H-isotope signatures, consistent with other evidence that support the presence of planetesimal-types that are not represented in modern meteorite falls³⁶.

On the basis of combined N isotopes and C/N ratios, the lunar interior seems to be best matched with CO-type CCs³⁷. In terms of N, we can estimate the amount of N delivered to the LMO based on our calculations of the mass of chondritic material added during LAW for each chondrite type (Table 2, restricted to consideration of material added to achieve a BSM with ~ 100 p.p.m. H₂O), and the average N contents in the different chondrite types (Table 1). Results yield N contents for the BSM of ~ 0.95 to 2.21 p.p.m. for LMO depths of 400 and 1,000 km (Table 5), which is consistent with an average of ~ 1 p.p.m. N in the lunar mantle as estimated by F \ddot{u} ri *et al.*³⁸ If minimal fractionation of ¹⁵N/¹⁴N occurred during basalt ascent and eruption^{38,39}, then the N-isotopic composition measured in mare basalts of between ~ -2 and $+27\%$ (refs 37,38) should reflect the isotopic composition of the lunar mantle source regions from which the basalts were derived. If all of the N in the LMO was added during LAW (scenario 1) then mixing of CI-, CM-, CO- and CV-type CCs provide suitable matches for the origin of lunar N (Methods section and Table 1) and restrict cometary contribution of N to as much as $\sim 5\%$ (Table 5). This is comparable to scenario 2, where considering the lowest mare basalt $\delta^{15}\text{N}$ value of -2% (ref. 37) to represent the N-isotopic signature of N accreted with Moon-forming materials before LAW, then up to $\sim 6\%$ N could have been delivered by comets (Table 5). Still using scenario 2 but considering that the isotopic

signature of N accreted when the Moon formed was consistent with that of the primordial Earth mantle, which is thought to be as low as $\sim -40\%$ (reviewed by F \ddot{u} ri and Marty⁴⁰), increases the possible cometary contribution to a maximum of $\sim 8\%$ of total lunar interior N.

Therefore, it appears that in order to add the appropriate amounts of H₂O and N to the lunar interior during LAW, while keeping the H- and N-isotopic compositions in line with sample measurements, requires the contemporaneous accretion of the various types of CCs (mostly CO, CI, CM and CV), together with $< \sim 20\%$ cometary input.

The very-low apparently indigenous lunar δD values of $\sim -600\%$ reported by Robinson *et al.*⁴¹ are quite anomalous. In fact, such low values have yet to be observed in terrestrial rocks, the lowest δD values being $\sim -220\%$ for Earth's depleted upper mantle¹³. Therefore, such low values reported for an intrusive lunar rock⁴¹ could potentially indicate the presence of a proto-solar component (δD value of $\sim -900\%$ (ref. 42)) in the lunar mantle, in a similar way that has been used to explain Earth's noble gas record^{43,44} and recent data from primitive terrestrial basalts¹³. If this source is indeed required to explain the extremely low H-isotopic compositions observed⁴¹, then this signature must have been added to the Moon from either material accreted from the proto-Earth or by the impactor involved in the formation of the Moon. Alternatively, such a low δD value could have arisen from contamination of a water-poor magma by solar wind-derived H present in the lunar regolith during magma ascent and emplacement.

The mantles of the early-Earth^{13,45} the Moon^{2,3,6-8} and Mars⁴⁶ all seem to be characterized by water with remarkably similar H-isotopic compositions, suggesting that the same types of accreting objects as those modelled here for the Moon delivered a vast majority of the water to the rocky planets in the inner Solar System. Likewise, isotopic analyses of differentiated meteorites⁴⁷ suggest that the interior of the eucrite parent body, probably the asteroid 4-Vesta, contained water characterized by H-isotopic signatures indistinguishable to that of the terrestrial planetary objects in the inner Solar System (Fig. 2).

Regarding the timing of volatile accretion to the Moon, major constraints are imposed by the time interval between lunar accretion and solidification of the LMO and overturn of mantle cumulates (~ 10 – 200 Myr after Moon formation¹⁴) since there is water in the mantle source regions of the mare basalts^{4,6} and picritic glasses^{1-3,9}. It is possible that some water with Earth-like H-isotopic characteristics may have been accreted with the Moon-forming material, to explain the H-isotopic composition of water in the source regions for the picritic glasses (that were likely deep enough in the lunar mantle to have escaped processes such as degassing of H₂ (ref. 48)). To account for the H-isotopic composition of the primordial lunar mantle and the urKREEP reservoir together, it is necessary that any initial lunar water was complemented by the continuous accretion of water from CC-type objects to the LMO during LAW. Incidentally, late

Table 4 | Results from the modelling for scenario 2 considering that the water in the LMO before the late addition had undergone significant H₂ degassing.

Main CC Type	Max. H ₂ O in LMO before late accretion (p.p.m.) [*]	Max. % H ₂ O added by Oort comets	Max. % H ₂ O added by DEK comets
CI	3	2	0
CM	9	7	3
CO	17	15	6
CV	11	9	4

LMO, lunar magma ocean; max., maximum.
^{*}Assuming a BSM of ~ 100 p.p.m. H₂O.

Table 5 | Results of modelling the amount of N in the lunar interior and the permitted proportion of cometary N added during late accretion.

Main CC type	N content of 400/1,000-km-deep LMO (p.p.m.)	Scenario 1: max. % N from comets	Scenario 2: max. % N from comets initial $\delta^{15}\text{N} = -2$ or -40% , respectively
CI	2.21	0.0	0, 0
CO	1.01	~ 5.0	6, 8
CM	0.95	0.0	0, 2.5
CV	1.48	4.5	6, ~ 8

LMO, lunar magma ocean; max., maximum. N contents based on BSM of 100 p.p.m. H₂O.

accretion of material to the Earth–Moon system did not only affect their volatile inventories⁴⁹ but could also explain the recently identified difference between the bulk silicate Earth and BSM in terms of W isotopes^{50,51}.

In summary, the lunar interior is characterized by an average bulk water content of the order of ~ 100 p.p.m. based on samples studies^{4,9,10} and we propose that the majority of this water was delivered during the *ca.* 10–200 million year-long LMO phase of lunar differentiation, with the possibility that some of this water was inherited proto-Earth-derived materials. This late accretion was dominated by water-rich carbonaceous chondrite asteroids, on the basis of H and N data, likely comprising a mixture of CO-, CI-, CM- and possibly CV-type CCs, with a minor contribution of water from deuterium-rich Oort cloud or Kuiper belt comets (much less than 20% of the total water in the BSM). Our work, therefore, confirms that the inner Solar System received a similar flux of asteroidal and cometary material for much of its early history from 4.5 billion years (this work and Dauphas *et al.*⁵²) to at least 3.9 Gyr (ref. 20) (LHB).

Methods

Mass balance calculations. For mass balance calculations, we considered a lunar radius of 1,737.4 km, a mantle density of $3,300 \text{ kg m}^{-3}$, and varied the depth of the LMO from 400 to 1,000 km. We then calculated the mass of chondritic material added to the lunar interior that would result in BSM water contents of 10, 100 and 300 p.p.m. H_2O , and considered both the addition of up to 0.02% lunar mass^{24,25} and up to 0.4% lunar mass^{4,9}. Note that for a 400-km-deep LMO, a BSM with 10 p.p.m. H_2O equates to $3.94 \times 10^{17} \text{ kg H}_2\text{O}$, 100 p.p.m. equates to $3.94 \times 10^{18} \text{ kg H}_2\text{O}$, and 300 p.p.m. equates to $1.18 \times 10^{19} \text{ kg H}_2\text{O}$ ($6.70 \times 10^{17} \text{ kg H}_2\text{O}$, $6.70 \times 10^{18} \text{ kg H}_2\text{O}$, and $2.01 \times 10^{19} \text{ kg H}_2\text{O}$, for BSM H_2O contents of 10, 100 and 300 p.p.m., respectively, for a 1,000-km-deep LMO).

Data for the average water contents of different carbonaceous, ordinary and enstatite chondrites that were used in these calculations are shown in Table 1. For carbonaceous chondrites, CI-, CM-, CV-, CO- and CR- refer to the different groups, named according to one prominent meteorite of the group, respectively Ivuna, Mighei, Vigorano, Ornans and Renazzo. OC stands for ordinary chondrites. The results of these calculations, presented in Table 2, allowed us to identify suitable impactors for the modelling presented below. For example, to add 10 p.p.m. H_2O to the BSM through the accretion of enstatite chondrites alone implies the addition of $> 1\%$ lunar mass for both 400- and 1,000-km-deep LMO, and, therefore, ECs were not deemed important carriers of water to the lunar interior. The same was also true for equilibrated ordinary chondrites (Table 2). Un-equilibrated ordinary chondrites were also not considered further on the basis of them having prohibitively high H-isotopic compositions (Table 1) for the mixing calculations. Note that all of the scenarios in this work consider that water was efficiently delivered to the Moon regardless of if it originated in asteroids or comets, that is, we have not attempted to calculate the proportions of volatiles lost during impact into the crystallizing LMO.

Mixing models. In the mixing models, literature data for the water abundances and D/H ratios of bulk carbonaceous chondrite meteorites were utilized. Carbonaceous, ordinary and enstatite chondrite meteorites are characterized by δD values mostly between ~ -200 and $+300\%$ (refs 11,53–55). There is also a possibility that the asteroid parent bodies to the CCs may have once contained ice¹¹. If the asteroids that delivered water to the Moon contained ice, in addition to their bulk water contents hosted in phyllosilicates and organic matter compounds, then less amounts of chondritic material than those given in Table 2 would have been accreted to the Moon to account for the bulk inventory of water in the lunar interior. Until ice on asteroids is identified and characterized, it remains difficult to quantify how much ice, if any, could have contributed to the mixing of different H-reservoirs within the Moon. Comets 103P/Hartley 2 (ref. 56) and 45P/Honda-Mrkos-Pajdusakova⁵⁷ contain water characterized by δD values between $\sim +30$ and $+400\%$, whereas other comets studied (for example, 8P/Tuttle and 67P/Churyumov-Gerasimenko) contain water distinctly enriched in D, with δD values $> +900\%$ as reviewed by Hartogh *et al.*⁵⁶ In the modelling, the δD value for water in comet 67P/Churyumov-Gerasimenko ($+2,400\%$ (ref. 58)) was used to represent DEK comets, the δD value for water in Oort-cloud comets was set to $\sim +930\%$ (see Hartogh *et al.*⁵⁶ for a review), and the water δD for DDK belt comets was given the same isotopic composition as comet 103P ($+34\%$ (ref. 56)).

The modelling for scenario 1 assumes no water in the lunar interior before lunar core-formation, and follows equation (1). We used the mid-range estimate for water content for the BSM of ~ 100 p.p.m. H_2O (refs 4,9,10) (equivalent to $3.94 \times 10^{18} \text{ kg of H}_2\text{O}$ for a 400-km-deep LMO) and imposed an upper limit on the resultant δD values after mixing of $< +100\%$ to remain consistent with H-isotopic data obtained for lunar samples^{2,3,6–8}. Only chondrites that were likely

to have delivered significant amounts of water to the Moon without adding unrealistic amounts of chondritic material (Table 2) to the LMO were considered in the mixing calculations. Each chondrite-type (CI, CM, CO, CV) was considered in turn as being the most dominant chondrite in the impactor population (Table 3). CR-type CCs were not considered as being a significant part of the impactor population since the bulk δD value (Table 1) for such meteorites is significantly elevated with respect to the expected H-isotopic composition of the lunar mantle. In each case, the model extends from having 99% of the accreted water originating from CI-, CM-, CO- or CV-type CCs to having 99% of the water accreted from another type of chondrite or comet.

The two-component mixing models applicable to scenario 2 follow the same constraints as scenario 1 except that they assume that the Moon accreted with some water and late accretion added any remaining water needed to meet the BSM estimate of 100 p.p.m. H_2O . These calculations follow equation (2) and consider an initial amount of water varying between 1% and 25% of the BSM estimate (that is, 1–25 p.p.m. for a bulk BSM water content of 100 p.p.m. H_2O) characterized by a δD value of -200% (refs 2,3,6–8). The model is also adapted to consider each type of CC (CI, CO, CM or CV) as being the dominant source (Table 3).

We also considered that water initially dissolved in the molten LMO might have experienced degassing through loss of H_2 , in a similar way as has been proposed to explain for example the elevated H-isotopic compositions of water (present as OH) measured in apatite in some lunar basalts⁶. Such degassing would have resulted in any remaining water in the LMO before late addition having an elevated δD signature of $\sim +800\%$ (following the work of Tartèse *et al.*⁸). Therefore, we utilized equation (2) and allowed the model for scenario 2 to start with water having a δD signature of $\sim +800\%$ before the late addition of volatiles. All other parameters were kept the same (described above) and from this we were able to model the proportion of water that was initially in the LMO prior to late addition since the model is still constrained to a final H-isotopic composition of $< +100\%$ and to constrain the maximum contribution made by comets to the water inventory of the Moon assuming an initial H_2O content of 1 p.p.m. prior to late addition (Table 4).

Bulk nitrogen content of the Moon and mixing calculations. Using the mass of each type of CC (CI, CO, CM and CV) accreted to an initially dry Moon during LAW (scenario 1) to end up with a BSM containing 100 p.p.m. H_2O (Table 2), the average N contents for the various types of carbonaceous chondrites (Table 1, data sources^{53,59}), and assuming LMO depths of 400 or 1,000 km, we have estimated the amounts of N added to an initially N-free LMO, that is, the bulk N content of the BSM (Table 5). Note that in some cases (e.g., CV CCs) the mass of chondritic material added, in order to accrete 100 p.p.m. H_2O , exceeds the mass balance constraints imposed by HSEs. We then employed the mixing models described above for H_2O to calculate the acceptable proportion of N contributed by comets (with $\delta^{15}\text{N}$ values $\sim +700\%$ as a lower limit, see Füri and Marty⁴⁰ and references therein) for scenario 1 (Table 5) and scenario 2 (Table 5), where it was assumed that the initial N-isotopic compositions of N were -2% (ref. 37) and -40% (Füri and Marty⁴⁰ and references therein) in the same way as was done for H_2O (Table 3). Notice that like for H_2O , CR-type chondrites are unsuitable carriers of N due to their elevated $\delta^{15}\text{N}$ values (Table 1).

Data availability. All relevant data are available from the authors on request and/or are included with the manuscript (in the form of data tables or data within figures).

References

- Hauri, E. H., Weinreich, T., Saal, A. E., Rutherford, M. C. & Van Orman, J. A. High pre-eruptive water contents preserved in lunar melt inclusions. *Science* **333**, 213–215 (2011).
- Saal, A. E., Hauri, E. H., Van Orman, J. A. & Rutherford, M. J. Hydrogen isotopes in lunar volcanic glasses and melt inclusions reveal a carbonaceous chondrite heritage. *Science* **340**, 1317–1320 (2013).
- Füri, E., Deloule, E., Gurenko, A. & Marty, B. New evidence for chondritic lunar water from combined D/H and noble gas analyses of single Apollo 17 volcanic glasses. *Icarus* **229**, 109–120 (2014).
- Chen, Y. *et al.* Water, fluorine, and sulfur concentrations in the lunar mantle. *Earth Planet. Sci. Lett.* **427**, 37–46 (2015).
- Greenwood, J. P. *et al.* Hydrogen isotope ratios in lunar rocks indicate delivery of cometary water to the Moon. *Nat. Geosci.* **4**, 79–82 (2011).
- Tartèse, R. *et al.* The abundance, distribution, and isotopic composition of hydrogen in the Moon as revealed by basaltic lunar samples: Implications for the volatile inventory of the Moon. *Geochim. Cosmochim. Acta* **122**, 58–74 (2013).
- Barnes, J. J. *et al.* The origin of water in the primitive Moon as revealed by the lunar highlands samples. *Earth Planet. Sci. Lett.* **390**, 244–252 (2014).
- Tartèse, R. *et al.* Apatites in lunar KREEP basalts: the missing link to understanding the H isotope systematics of the Moon. *Geology* **42**, 363–366 (2014).
- Hauri, E. H., Saal, A. E., Rutherford, M. J. & Van Orman, J. A. Water in the Moon's interior: Truth and consequences. *Earth Planet. Sci. Lett.* **409**, 252–264 (2015).

10. McCubbin, F. M. *et al.* Magmatic volatiles (H,C, N, F, S, Cl) in the lunar mantle, crust, and regolith: abundances, distributions, processes, and reservoirs. *Am. Mineral.* **100** (2015).
11. Alexander, C. M. O. *et al.* The provenances of asteroids, and their contributions to the volatile inventories of the terrestrial planets. *Science* **337**, 721–723 (2012).
12. Lécuyer, C. & Gillet, P. The hydrogen isotope composition of seawater and the global water cycle. *Chem. Geol.* **145**, 249–261 (1998).
13. Hallis, L. J. *et al.* Evidence for primordial water in Earth's deep mantle. *Science* **350**, 6262 (2015).
14. Elkins-Tanton, L. T., Burgess, S. & Yin, Q. Z. The lunar magma ocean: Reconciling the solidification process with lunar petrology and geochronology. *Earth Planet. Sci. Lett.* **304**, 326–336 (2011).
15. Grove, T. L. & Krawczynski, M. J. Lunar mare volcanism: Where did the magmas come from? *Elements* **5**, 29–34 (2009).
16. Morbidelli, A., Marchi, S., Bottke, W. F. & Kring, D. A. A sawtooth-like timeline for the first billion years of lunar bombardment. *Earth Planet. Sci. Lett.* **355–356**, 144–151 (2012).
17. Potter, R. W. K., Kring, D. A. & Collins, G. S. Scaling of basin-sized impacts and the influence of target temperature. *Geol. Soc. America. Spec. Papers* **518**, SPE518–06 (2015).
18. Wieczorek, M. A. *et al.* The crust of the Moon as seen by GRAIL. *Science* **339**, 671–675 (2013).
19. Bottke, W. F., Walker, R. J., Day, J. M. D., Nesvornyy, D. & Elkins-Tanton, L. Stochastic late accretion to Earth, the Moon, and Mars. *Science* **330**, 1527–1530 (2010).
20. Joy, K. H. *et al.* Direct detection of projectile relics from the end of the lunar basin-forming epoch. *Science* **336**, 1426–1429 (2012).
21. Marchi, S., Bottke, W. F., Kring, D. A. & Morbidelli, A. The onset of the lunar cataclysm as recorded in its ancient crater populations. *Earth Planet. Sci. Lett.* **325–326**, 27–38 (2012).
22. Kring, D. A. & Cohen, B. A. Cataclysmic bombardment throughout the inner Solar System 3.9–4.0 Ga. *J. Geophys. Res.* **107** (2002).
23. Nakajima, M. & Stevenson, D. J. in *45th Lunar and Planetary Science Conference*, 2770, (2014).
24. Day, J. M. D., Pearson, D. G. & Taylor, L. A. Highly siderophile element constraints on accretion and differentiation of the Earth-Moon system. *Science* **315**, 217–219 (2007).
25. Day, J. M. D. & Walker, R. J. Highly siderophile element depletion in the Moon. *Earth Planet. Sci. Lett.* **423**, 114–124 (2015).
26. Elkins-Tanton, L. T. & Grove, T. L. Water (hydrogen) in the lunar mantle: Results from petrology and magma ocean modeling. *Earth Planet. Sci. Lett.* **307**, 173–179 (2011).
27. Tartèse, R. & Anand, M. Late delivery of chondritic hydrogen into the lunar mantle: Insights from mare basalts. *Earth Planet. Sci. Lett.* **361**, 480–486 (2013).
28. Meisel, T., Walker, R. J. & Morgan, J. W. The osmium isotopic composition of the Earth's primitive upper mantle. *Nature* **383**, 517–520 (1996).
29. Walker, R. J. *et al.* In search of late-stage planetary building blocks. *Chem. Geol.* **411**, 125–142 (2015).
30. Puchtel, I. S., Walker, R. J., James, O. B. & Kring, D. A. Osmium isotope and highly siderophile element systematics of lunar impact melt breccias: implications for the late accretion history of the Moon and Earth. *Geochim. Cosmochim. Acta* **72**, 3022–3042 (2008).
31. Liu, J., Sharp, M., Ash, R. D., Kring, D. A. & Walker, R. J. (2015) Diverse impactors in Apollo 15 and 16 impact melt rocks: Evidence from osmium isotopes and highly siderophile elements. *Geochim. Cosmochim. Acta* **155**, 122–153.
32. Fischer-Gödde, M. & Becker, H. Osmium isotope and highly siderophile element constraints on ages and nature of meteoritic components in ancient lunar impact rocks. *Geochim. Cosmochim. Acta* **77**, 135–156 (2012).
33. Boyce, J. W. *et al.* The chlorine isotope fingerprint of the lunar magma ocean. *Sci. Adv.* **1**, e1500380 (2015).
34. Steele, A. *et al.* Graphite in an Apollo 17 impact melt breccia. *Science* **329**, 51 (2010).
35. Morbidelli, A. *et al.* Source regions and timescales for the delivery of water to the Earth. *Meteorit. Planet. Sci.* **35**, 1309–1320 (2000).
36. Fischer-Gödde, M., Burkhardt, C., Kruijver, T. S. & Kleine, T. Ru isotope heterogeneity in the solar protoplanetary disk. *Geochim. Cosmochim. Acta* **168**, 151–171 (2015).
37. Mortimer, J., Verchovsky, A. B., Anand, M., Gilmour, I. & Pillinger, C. T. Simultaneous analysis of abundance and isotopic composition of nitrogen, carbon, and noble gases in lunar basalts: Insights into interior and surface processes on the Moon. *Icarus* **255**, 3–17 (2015).
38. Füri, E., Barry, P. H., Taylor, L. A. & Marty, B. Indigenous nitrogen in the Moon: constraints from coupled nitrogen–noble gas analyses of mare basalts. *Earth Planet. Sci. Lett.* **431**, 195–205 (2015).
39. Cartigny, P., Jendrzejewski, N., Pineau, F., Petit, E. & Javoy, M. Volatile (C, N, Ar) variability in MORB and the respective roles of mantle source heterogeneity and degassing: the case of the Southwest Indian Ridge. *Earth Planet. Sci. Lett.* **194**, 241–257 (2001).
40. Füri, E. & Marty, B. Nitrogen isotope variations in the Solar System. *Nat. Geosci.* **8**, 515–522 (2015).
41. Robinson, K. L. *et al.* in *45th Lunar and Planetary Science Conference*, 1607, (2014).
42. Geiss, J. & Gloecker, G. Abundance of deuterium and helium in the protosolar cloud. *Sp. Sci. Rev.* **84**, 239–250 (1998).
43. Halliday, A. N. The origins of volatiles in the terrestrial planets. *Geochim. Cosmochim. Acta* **105**, 146–171 (2013).
44. Marty, B. The origins and concentrations of water, carbon, nitrogen and noble gases on Earth. *Earth Planet. Sci. Lett.* **313–314**, 56–66 (2012).
45. Sharp, Z. D., McCubbin, F. M. & Shearer, C. K. A hydrogen-based oxidation mechanism relevant to planetary formation. *Earth Planet. Sci. Lett.* **380**, 88–97 (2013).
46. Usui, T., Alexander, C. M. O. D., Wang, J., Simon, J. I. & Jones, J. H. Origin of water and mantle-crust interactions on Mars inferred from hydrogen isotopes and volatile element abundances of olivine-hosted melt inclusions of primitive shergottites. *Earth Planet. Sci. Lett.* **357–358**, 119–129 (2012).
47. Sarafian, A. R., Nielsen, S. G., Marschall, H. R., McCubbin, F. M. & Monteleone, B. D. Early accretion of water in the inner solar system from a carbonaceous chondrite-like source. *Science* **346**, 623–626 (2014).
48. Hirschmann, M. M., Withers, A. C., Ardia, P. & Foley, N. T. Solubility of molecular hydrogen in silicate melts and consequences for volatile evolution of terrestrial planets. *Earth Planet. Sci. Lett.* **345–348**, 38–48 (2012).
49. Albarede, F. *et al.* Asteroidal impacts and the origin of terrestrial and lunar volatiles. *Icarus* **222**, 44–52 (2013).
50. Touboul, M., Puchtel, I. S. & Walker, R. J. Tungsten isotopic evidence for disproportional late accretion to the Earth and Moon. *Nature* **520**, 530–533 (2015).
51. Kruijver, T. S., Kleine, T., Fischer-Gödde, M. & Sprung, P. Lunar tungsten isotopic evidence for the late veneer. *Nature* **520**, 534–537 (2015).
52. Dauphas, N., Robert, F. & Marty, B. The late asteroidal and cometary bombardment of Earth as recorded in water deuterium to protium ratio. *Icarus* **148**, 508–512 (2000).
53. Kerridge, J. F. Carbon, hydrogen and nitrogen in carbonaceous chondrites: abundances and isotopic compositions in bulk samples. *Geochim. Cosmochim. Acta* **49**, 1707–1714 (1985).
54. Robert, F. Water and organic matter D/H ratios in the solar system: a record of an early irradiation of the nebula? *Planet. Space Sci.* **50**, 1227–1234 (2002).
55. Robert, F., Javoy, M., Halbout, J., Dimon, B. & Merlivat, L. Hydrogen isotope abundances in the solar system. Part II: Meteorites with terrestrial-like ratio. *Geochim. Cosmochim. Acta* **51**, 1807–1822 (1987).
56. Hartogh, P. *et al.* Ocean-like water in the Jupiter-family comet 103P/Hartley 2. *Nature* **478**, 218–220 (2011).
57. Lis, D. C. *et al.* A Herschel study of D/H in water in the Jupiter-Family comet 45P/Honda-Mrkos-Pajdušáková and prospects for D/H measurements with CCAT. *Astrophys. J.* **774**, L3 (2013).
58. Altwegg, K. *et al.* 67P/Churyumov-Gerasimenko, a Jupiter family comet with a high D/H ratio. *Science* **347**, 3–6 (2015).
59. Pearson, V. K., Sephton, M. A., Franchi, I. A., Gibson, J. M. & Gilmour, I. Carbon and nitrogen in carbonaceous chondrites: Elemental abundances and stable isotopic compositions. *Meteorit. Planet. Sci.* **1918**, 1899–1918 (2006).
60. Balsiger, H., Altwegg, K. & Geiss, J. D/H and ¹⁸O/¹⁶O ratio in the hydronium ion and in neutral water from in situ ion measurements in comet Halley. *J. Geophys. Res.* **100**, 5827–5834 (1995).
61. Bockelée-Morvan, D. *et al.* Deuterated water in comet C/1996 B2 (Hyakutake) and its implication for the origin of comets. *Icarus* **133**, 147–162 (1998).
62. Meier, R. *et al.* A determination of the HDO/H₂O ratio in comet C/1995 O1 (Hale-Bopp). *Science* **279**, 842–844 (1998).
63. Hutsémekers, D., Manfroid, J., Jehin, E., Zucconi, J.-M. & Arpigny, C. The OH/¹⁸OH and OD/OH isotope ratios in comet C/2002 T7 (LINEAR). *Astron. Astrophys.* **490**, L31–L43 (2008).
64. Bockelée-Morvan, D. *et al.* Herschel measurements of the D/H and ¹⁶O/¹⁸O ratios in water in the Oort-cloud comet C/2009 P1 (Garradd). *Astron. Astrophys.* **544**, L15 (2012).
65. Villanueva, G. *et al.* A sensitive search for deuterated water in comet 8P/Tuttle. *Astrophys. J.* **690**, L5–L9 (2009).
66. Biver, N. *et al.* Radio wavelength molecular observations of comets C/1999 T1 (Mc Naught-Hartley), C/2001 A2 (LINEAR) and 153/P Ikeya-Zhang. *Astron. Astrophys.* **449**, 1255–1270 (2006).
67. Aléon, J., Engrand, C., Robert, F. & Chaussidon, M. Clues to the origin of interplanetary dust particles from the isotopic study of their hydrogen-bearing phases. *Geochim. Cosmochim. Acta* **65**, 4399–4412 (2001).
68. Floss, C. *et al.* Identification of isotopically primitive interplanetary dust particles: a NanoSIMS isotopic imaging study. *Geochim. Cosmochim. Acta* **70**, 2371–2399 (2006).

69. Waite, J. H. *et al.* Liquid water on Enceladus from observations of ammonia and 40Ar in the plume. *Nature* **460**, 487–490 (2009).
70. Lellouch, E. *et al.* The deuterium abundance in Jupiter and Saturn from ISO-SWS observations. *Astron. Astrophys.* **670**, 610–622 (2001).
71. Feuchtgruber, H. *et al.* Detection of HD in the atmospheres of Uranus and Neptune: a new determination of the D/H ratio. *Astron. Astrophys.* **341**, L17–L21 (1999).
72. Lellouch, E. *et al.* First results of Herschel-PACS observations of Neptune. *Astron. Astrophys.* **518**, L152 (2010).
73. Greenwood, J. P., Itoh, S., Sakamoto, N., Vicenzi, E. P. & Yurimoto, H. Hydrogen isotope evidence for loss of water from Mars through time. *Geophys. Res. Lett.* **35**, 1–5 (2008).
74. Hu, S. *et al.* NanoSIMS analyses of apatite and melt inclusions in the GRV 020090 Martian meteorite: hydrogen isotope evidence for recent past underground hydrothermal activity on Mars. *Geochim. Cosmochim. Acta* **140**, 321–333 (2014).
75. Boctor, N. Z., Alexander, C. M. O. D., Wang, J. & Hauri, E. The sources of water in Martian meteorites: Clues from hydrogen isotopes. *Geochim. Cosmochim. Acta* **67**, 3971–3989 (2003).
76. Bjoraker, G. L., Mumma, M. J. & Larson, H. P. Isotopic Abundance Ratios for Hydrogen and Oxygen in the Martian Atmosphere. in *21st Annual DPS Meeting* 991 (1989).
77. Barnes, J. J. *et al.* Accurate and precise measurements of the D/H ratio and hydroxyl content in lunar apatites using NanoSIMS. *Chem. Geol.* **337–338**, 48–55 (2013).
78. McKeegan, K. D. & Leshin, L. A. Stable isotope variations in extraterrestrial materials. *Rev. Mineral. Geochem.* **43**, 279–318 (2001).

Acknowledgements

STFC is thanked for a PhD studentship to J.J.B. and for research grants to M.A. (grant number ST/I001298/1 and ST/L000776/1). This research was supported in part by NASA Solar System Exploration Research Virtual Institute contract NNA14AB07A (David A. Kring, PI). We thank the reviewers for their insightful comments that have certainly enhanced the quality of this paper. Lunar and Planetary Institute contribution 1909.

Author contributions

J.J.B. performed all calculations and modelling and prepared the first draft of the manuscript. D.A.K, J.J.B. and M.A. moulded the project. All authors were involved in the discussion of ideas and preparation of the manuscript.

Additional information

Competing financial interests: The authors declare no competing financial interests.

Reprints and permission information is available online at <http://npg.nature.com/reprintsandpermissions/>

How to cite this article: Barnes, J. J. *et al.* An asteroidal origin for water in the Moon. *Nat. Commun.* **7**:11684 doi: 10.1038/ncomms11684 (2016).



This work is licensed under a Creative Commons Attribution 4.0 International License. The images or other third party material in this article are included in the article's Creative Commons license, unless indicated otherwise in the credit line; if the material is not included under the Creative Commons license, users will need to obtain permission from the license holder to reproduce the material. To view a copy of this license, visit <http://creativecommons.org/licenses/by/4.0/>