

ILLiad-Alma Integration Working Session #2

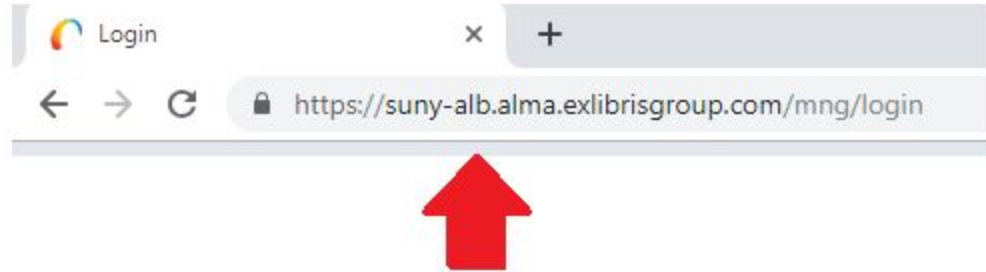
March 14, 2019

Agenda

- March 4th session follow up
- NCIP addon installation demo
- Borrowing demo
- Lending demo
- Questions

Q: Where do I find my library's Alma institution code?

A: Your institution code is the three letter code after "suny-" in your login URL.



Q: Where do I find the Alma library code(s) I need to enter into the NCIP addon's sublibraries.txt file?



A: I found them by navigating to Configuration|General|Add a Library or Edit Libraries Information, clicking the Libraries tab, and then looking in the Path field. You'll need the General System Administrator role to do this.

< List of libraries Cancel Save


University at Albany ▼

Organization Unit Type	Institution	Path	01SUNY.01SUNY_ALB
Code	01SUNY_ALB	Description	University at Albany

Summary Libraries Contact Information Calendar Management

1 - 18 of 18 + Add a Library  

Organization Unit Name	Description	Organization Unit Type	Path	ISIL Code
1 Dewey Library	-	Library	01SUNY.01SUNY_ALB.ALBN	-



Q: There's no way to automatically check a borrowing loan out in ILLiad once it's been checked out in Alma. How should I manage these requests in ILLiad?

A: There are multiple ways you could handle this.

- **Checking items out in both ILLiad and Alma at the same time**
- **Checking items out in Alma and then checking items out in ILLiad at a later time**
 - **Alma's Status and Update Date facets can help you identify which items we're checked out on a particular day**
- **Leave requests in Customer Notified via Email**
- **Use a custom routing rule to move requests straight to Checked Out to Customer**
 - **ILLiad's Display Statuses feature can be used to prevent user confusion**

NCIP Addon Installation Demo

1. **Download addon**
 2. **Save to C drive**
 3. **Configure sublibraries.txt file**
 4. **Configure addon in ILLiad client**
 5. **Restart ILLiad client**
- **I inadvertently uploaded an incomplete version of the borrowing & lending addon to the SLC FAQ page. The correct version was uploaded on Sunday, March 10. Sorry!**

Questions?