



CUB SCOUTS



2025 University of Scouting

**Range and Target Activities**

**CUB 327**



BOY SCOUTS OF AMERICA.



CUB SCOUTS

# Who are your instructors?

National Capital Area Council

Range and Target Activities Committee

Our members have varying levels of certifications in numerous shooting disciplines.

(We're formerly known as the NCAC Shooting Sports Committee)



BOY SCOUTS OF AMERICA.





CUB SCOUTS

# Introductions

- Briefly, please tell us your...
- Name,
- District,
- Range and Target Activities experience/credentials and ...
- What you would like to learn about today?





## Why have Range and Target Activities in Cub Scouting?

- It's a popular program that promotes recruitment and retention of youth.
- We have the opportunity to teach Archery, BB Gun and Slingshot Safety at a young age.







CUB SCOUTS

# Where can Cub Scouts Shoot?

Cub Scout Range and Target Activities are available at District and Council Events only.



BOY SCOUTS OF AMERICA.



## What types of Range and Target Activities can Cub Scouts do?

- Archery
  - Proper sized equipment pull weight (10 lb to not more than 25 lb)
  - Target points only, **NO broadheads or field points!!**
- Slingshots/Wrist rockets
  - Ammo must not be hard like stones, ball bearings. Suggest using dog food nuggets.







## What types of Range and Target Activities can Cub Scouts do?

- BB Guns
  - Must be rifle, no handgun allowed)
  - Must shoot only round BB at 350 Feet per second (FPS) or less
  - Must have a trigger pull of 2.5 lbs or more
  - Pellet guns may only be used by Webelos and AOL in a Scouting America Resident Camp setting such as Camp Ross





CUB SCOUTS

# Targets

May not be animal, human like or shape (includes “Zombie” targets) for Cub Scouts

Councils and Districts should use rank specific reproducible Cub Scout targets from <https://www.scouting.org/outdoor-programs/range-activities/cub-scout-shooting-sports/>







## Restricted Activities

Archery, BB gun shooting, and slingshot shooting are restricted to day camps, Cub Scout/Webelos Scout long term camps, council-managed short-term camps, or council activities where there are properly trained supervisors and where all standards for BSA shooting sports are enforced. All shooting ranges in the Cub Scout program must be supervised by a qualified range master who is at least 18 years of age and meets the minimum requirements.

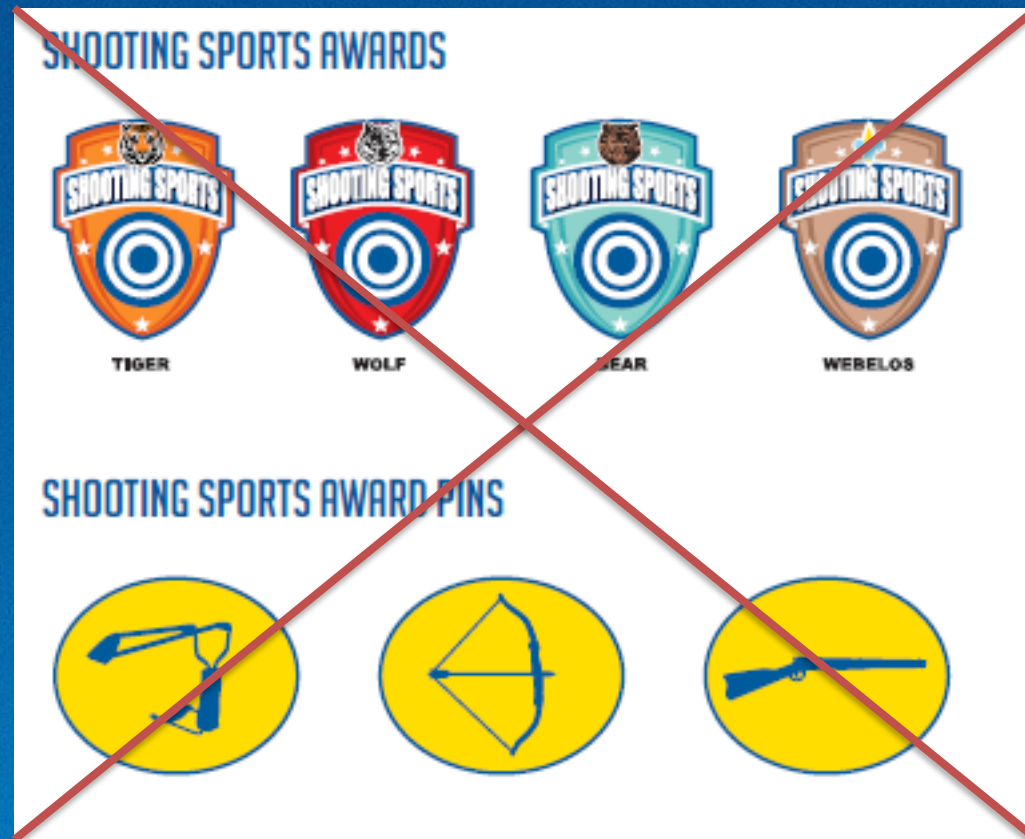
- Archery, BB gun shooting, and slingshot shooting are **not approved unit activities**.
- The use of pellet air rifles is restricted to Webelos and Arrow of Light Scouts in a Boy Scouts of America long term camp setting only.
- Youth in the Lion program are approved to participate in district or council run **archery and slingshot activities only**.
- Airsoft guns are not approved for use in the Cub Scout range and target activities program.
- All local, state, and federal laws for BB guns, archery, and slingshot shooting must be followed.





CUB SCOUTS

# Cub Scout Shooting Sports Awards have been Discontinued



BOY SCOUTS OF AMERICA.





# CUB SCOUTS

## Range and Target Sports

	 Kindergarten	 1 <sup>st</sup> Grade	 2 <sup>nd</sup> Grade	 3 <sup>rd</sup> Grade	 4 <sup>th</sup> Grade	 5 <sup>th</sup> Grade
Slingshot						
Archery						
BBs						


Can only be earned at Council / District events with qualified adult supervision  
Only adults who are certified as range instructors may deliver these Adventures





## What personnel do I need for an Archery event?

- Archery Range Master or USA Level 1 (or greater) instructor and 18+ years old to be the Lead Instructor
- Ratio 1 Range Master/Instructor and assistant per 8 Cubs Scouts
- Trained by USA Archery Level 1 (or greater) Instructor or BSA Shooting Sports Director
- Training material must be from the most current Scouting America Range and Target Activities Manual (#430-938)
- NCAC provides two Range Master trainings each year at no cost to registered adult scouters
- Training good for 2 years
- Lions and Tiger Cubs must have their adult partner with them during the activity







# Cub Scout Archery Adventure Lesson Plan

Requirements for ALL ranks:

- 1) Identify and wear appropriate safety gear. (Lions and Tigers: with the help of their adult partner.)
- 2) Demonstrate the archery range safety rules and whistle commands. (Lions and Tigers will recite rules and commands with the help of their adult partner)
- 3) Demonstrate proper range commands. (Lions and Tigers: with the help of their adult partner. Additionally, Webelos and Arrow of Light will “Demonstrate proper range commands and explain them to an adult or to another Scout”)
- 4) Identify the main parts of your shooting equipment and how to properly use them. (Lions and Tigers with the help of their adult partner)
- 5) Demonstrate proper stance and shooting techniques. (Lions and Tigers: with the help of their adult partner)
- 6) Requirements (next slide)
- 7) Demonstrate how to safely retrieve your arrows.
- 8) Discuss how to put away and properly store your archery shooting equipment after use.







## Cub Scout Archery Shooting Requirements

**Lion** Shoot 2 arrows at target. Repeat and try to improve your score. A minimum of 4 arrows are shot.

**Tiger** Shoot 3 arrows at target. Repeat and try to improve your score. A minimum of 6 arrows are shot.

**Wolf** Shoot 5 arrows at target. Repeat two times and try to improve your score. A minimum of 10 arrows are shot.

**Bear** Shoot 5 arrows at a target. Repeat twice and do your best to improve your score each time. Shoot at least 15 arrows.

**Webelos** Shoot 5 arrows at target. Repeat three times and try to improve your score. A minimum of 20 arrows are shot.

**AOL** Shoot 5 arrows at target. Repeat 4 times and try to improve your score. A minimum of 25 arrows are shot.

*Note: The arrows do not have to be shot in one session but may be spread across multiple sessions.*







# CUB SCOUTS



## Mini Genesis<sup>®</sup>

A 2LB BOW FOR SMALLER ARCHERS



## Genesis<sup>®</sup>

THE ORIGINAL BOW ANYONE CAN ENJOY



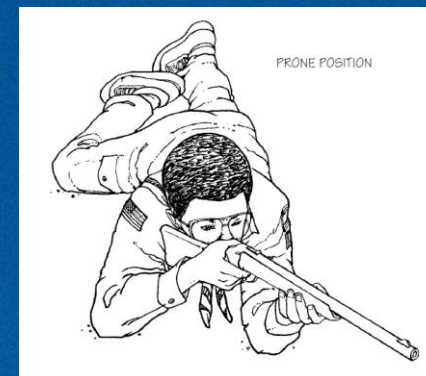
BOY SCOUTS OF AMERICA.



## What personnel do I need for a BB Gun event?

### BB Gun

- BB Gun Range Master (18+ years old) or NRA Rifle Instructor
- Ratio is 1 Range Master/Instructor and assistant per 8 Cub Scouts
- Trained by NRA Certified Rifle Instructor or BSA Shooting Sports Director
- Training material must be from the most current Scouting America Range and Target Activities manual
- NCAC provides two Rangemaster trainings each year at no cost to registered adult scouters
- Training good for 2 years
- Tiger Cubs must have their adult partner with them during the activity







CUB SCOUTS

# Lion BB No Adventure

Lions are not permitted  
to shoot BB Guns at any District or Council  
range with or without an adult partner.



BOY SCOUTS OF AMERICA.



# Cub Scout BB Gun Adventure Lesson Plan

- 1) Explain what you should do if you find a gun. Recite the 4 safety reminders (Tigers with the help of their adult partner).
- 2) Identify and wear the appropriate safety gear (Tigers with the help of their adult partner).
- 3) Demonstrate proper range commands (Tigers with the help of their adult partner, additionally Bear, Webelos and Arrow of Light Scouts are to demonstrate proper range commands and explain them to an adult or another scout).
- 4) Show how to use the safety mechanism. (Tigers with the help of their adult partner)
- 5) Demonstrate how to properly load, fire, and secure your BB gun (Tigers with the help of their adult partner).
- 6) Demonstrate one of the positions for shooting a BB gun (Tigers with the help of their adult partner, additionally Webelos and Arrow of Light are to demonstrate prone, bench and sitting positions for shooting a BB gun). Note: this is a demonstration requirement and not mandatory as a shooting requirement. 2
- 7) Shooting Requirements (next slide)
- 8) Discuss how to put away and properly store your BB gun and shooting equipment after use.







# Cub Scout BB Gun Shooting Requirements

**Tiger** Fire 5 BBs at the target. With the help of your Tiger adult partner, score your target. Repeat and do your best to improve your score. Fire at least 10 BBs.

**Wolf** Fire 5 BBs at the target and score your target. Repeat twice and do your best to improve your score. Fire at least 15 BBs.

**Bear** Fire 5 BBs at the target and score your target. Repeat twice and do your best to improve your score. Fire at least 15 BBs.

**Webelos** Shoot 5 shots at a target. Repeat three times and do your best to improve your score each time. Shoot at least 20 BBs

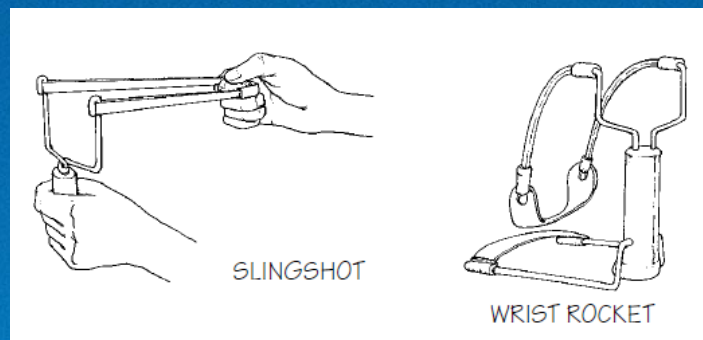
**AOL** Shoot 5 shots at a target. Repeat three times and do your best to improve your score each time. Shoot at least 20 BBs





# What personnel do I need for a Slingshot event?

- Slingshots/Wrist Rockets
  - Range Master needed
  - Ratio 1 of RM/Instructor per 1 Cub Scout along with appropriate assistants







# Cub Scout Slingshot Adventure Lesson Plan

- 1) Identify and wear appropriate safety gear. (Lions and Tigers: with the help of their adult partner.)
- 2) Recite the safety rules for using a slingshot. (Lions and Tigers: with the help of their adult partner)
- 3) Demonstrate proper range commands. (Lions and Tigers: with the help of their adult partner. Additionally, Webelos and Arrow of Light will “Demonstrate proper range commands and explain them to an adult or to another Scout”)
- 4) Explore the parts of a slingshot and their proper usage. (Lions and Tigers: with the help of their adult partner)
- 5) Discover the types of ammunition that may be used and types that may not be used. (Lions and Tigers: with the help of their adult partner)
- 6) Bear, Webelos, Arrow of Light - Discover the types of targets that may be used and types that may not be used. (Note: not required for Lion, Tiger, or Wolf but the information may be presented)
- 7) Shooting Requirements (next slide)
- 8) Discuss how to put away and properly store your slingshot and shooting equipment after use. (For Lion, Tiger, and Wolf, this is the 7th requirement; however, throughout this plan this requirement will be called Requirement 8.)







# Cub Scout Slingshot Adventure Requirements

**Lion** Shoot 2 shots at a target. Repeat and do your best to improve your score. Shoot at least 4 shots.

**Tiger** Shoot 3 shots at a target. Repeat and do your best to improve your score. Shoot at least 6 shots.

**Wolf** Shoot 5 shots at a target. Repeat and do your best to improve your score. Shoot at least 10 shots.

**Bear** Shoot 5 shots at a target. Repeat twice and do your best to improve your score each time. Shoot at least 15 shots.

**Webelos** Shoot 5 shots at a target. Repeat twice and do your best to improve your score each time. Shoot at least 15 shots.

**AOL** Shoot 5 shots at a target. Repeat three times and do your best to improve your score each time. Shoot at least 20 shots.







## Information Sources

- Scouting America - National Range and Target Activities Manual (#430-938 version 2025 printing)
  - Can and should be downloaded
  - Don't bother or print all 260 pages
  - Changes are often made.
  - Things that are legal today may not be tomorrow and visa versa.
  - All city, county and state regulations apply.
  - Always check with the NCAC Range and Target Activities Committee about an Archery, BB gun or Slingshot event.
- District Range and Target Activities Committee Rep
- Council Range and Target Activities Committee Rep





## Venue

- Most anywhere that is safe, legal and can be setup per Scouting America guidelines
- Guideline may be found at:  
<https://www.scouting.org/outdoor-programs/shooting-sports/>
- NCAC Range and Target Activities information may be found at:  
<https://www.ncacbsa.org/council-committees/outdoor-adventuring/shooting-sports/>







# Archery and BB Gun Rangemaster Certification

When: Saturdays, April 5, 2025 and May 10, 2025

Where: Camp William B. Snyder

Cost: No cost to registered adult scouters, but must attend the full instructional training and hands on experience with youth

Registration: TBD

Course will include both instructional and hands on range operational training according to Scouting America RaTA standards. Eligible, participants receive Archery and BB Range Master certificates good for two calendar years.







## Unauthorized Activities

Scouting America Activity Planning and Risk Assessment has reviewed the following shooting sports activities and feels that they have no value to the mission and values of the Scouting America Range and Target Activities program. There may be other activities that are not authorized even though they are not listed below. All shooting or throwing sports outside of the Scouting America program literature and guidance. Examples of prohibited activities (with exceptions in italics) include:

1. Anvil shooting, flintlocks, exploding targets, and devices regulated by the National Firearms Act
2. Blow guns, boomerangs, and ballistae
3. Homemade firearms and air cannons, potato cannons, and tennis ball cannons
4. Throwing of shovels, torpedoes, spikes, stars, shotput, logs, hammers, and cabers
5. Inappropriate ammunition such as pumpkins, hard slingshot ammo, and tracers
6. Cannons
7. Crossbows (*except at the Summit Bechtel Family National Scout Reserve*)
8. Reloading ammunition, and using reloaded ammunition (*except at Philmont Scout Ranch*)
9. Spears, including atlatls, pole spears, and spear guns (*except at Philmont Scout Ranch*)
10. **Open or concealed carry or use of firearms at any Scouting activity, with the following exceptions:**

*Law Enforcement Officers who are required to carry firearms within their jurisdiction*







CUB SCOUTS

# Questions?

**Thank you for spending your  
time today at the University of  
Scouting to help your youth  
have a better tomorrow!!**



BOY SCOUTS OF AMERICA.